



2010-2011 GMT Reports for District (or Undistricted) **District 35 L**

GMT: **CARL HARRELL**

Location: **FLORIDA**

GMT CA: **1**

CLUBS

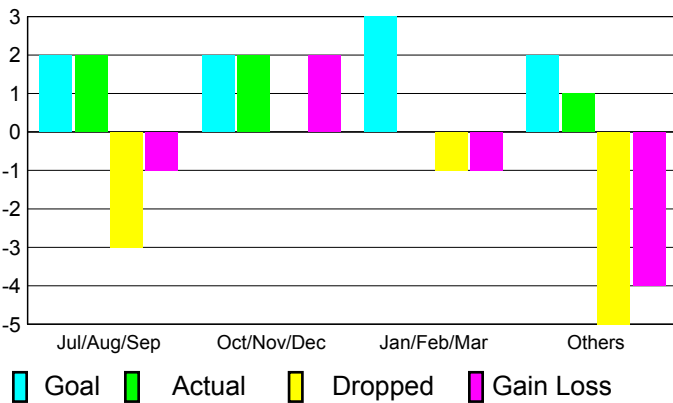
**Club Results
2010-2011**

**Clubs
2009-2010**

Month	New Club Goal	Actual New Clubs	Actual Dropped Clubs	Gain/Loss of Clubs	Gain/Loss of Clubs
Jul/Aug/Sep	2	2	-3	-1	0
Oct/Nov/Dec	2	2	0	2	0
Jan/Feb/Mar	3	0	-1	-1	2
Apr/May/June	2	1	-5	-4	0
Totals	9	5	-9	-4	2

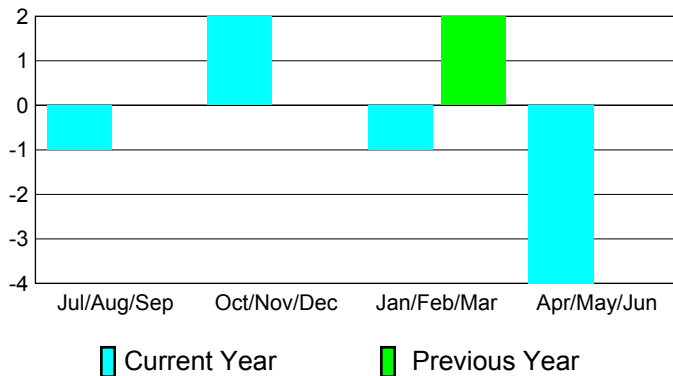
Club Results 2010-2011

Goal, New, Dropped, Gain/Loss




Comparison of Club Gain/Loss

Current Year Compared to the Previous Year



YTD Status Quo Clubs 2010-2011

Status Quo Clubs Compared to Status Quo Members



MEMBERSHIP

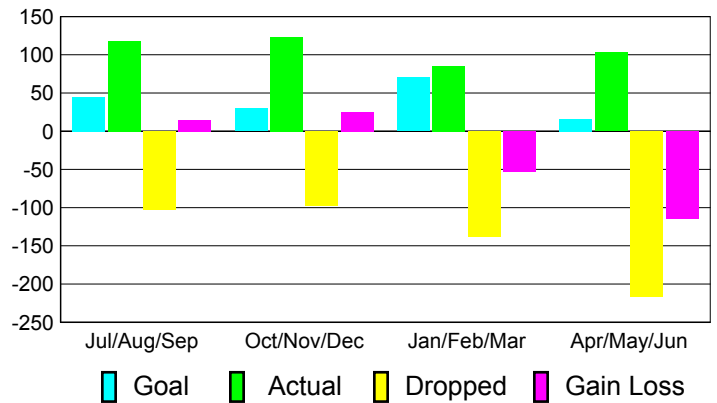
**Membership Results
2010-2011**

**Membership
2009-2010**

Month	Net Memb Goal	Actual New Memb	Actual Dropped Memb	Gain/Loss of Memb	Gain/Loss of Memb
Jul/Aug/Sep	45	118	-103	15	-16
Oct/Nov/Dec	30	123	-98	25	-29
Jan/Feb/Mar	70	85	-138	-53	6
Apr/May/June	16	103	-217	-114	-45
Totals	161	429	-556	-127	-84

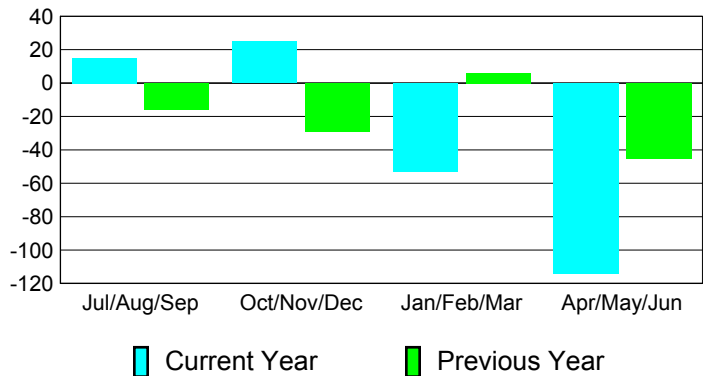
Membership Results 2010-2011

Goal, New, Dropped, Gain/Loss

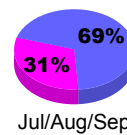


Comparison of Membership Gain/Loss

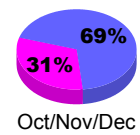
Current Year Compared to the Previous Year



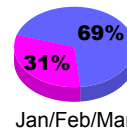
Gender Comparison 2010-2011



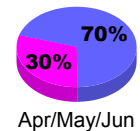
Jul/Aug/Sep



Oct/Nov/Dec



Jan/Feb/Mar



Apr/May/June

Male

Female